



# Technical Data Sheet

## NanoTech AnarPrime™

### 3-in-1 Rust Converter, Primer & Sealer

#### PRODUCT DESCRIPTION

NanoTech AnarPrime™ 3-in-1 Rust Converter, Primer and Sealer is a unique fast drying rust converter that is applied directly on rusty areas, with no or minimal surface preparation to transform the existing rust into a durable anti-corrosion coating and a paintable surface. No more abrasive blasting, heavy scraping, or grinding is needed.

- **No more abrasive blasting.** Simply remove loose rust and then apply the product.
- **Prevents Future Rusting.** Seals out moisture and other outside elements.
- **Fast Drying.** Second coat can be applied in 45 to 60 minutes.
- **Excellent Primer.** Treated surfaces can be painted over with most paints.

- Non-Toxic
- Eco-Friendly
- Economical
- High Durability
- Easy-to-use
- High Adhesion

#### STORAGE

The products should be kept in a cool and well-ventilated place protected from heat and direct sunlight. Containers must be kept tightly closed. Handle with care. Storage Temperature: 5 – 35°C and Relative Humidity: RH: 0 – 85%.

#### COMPLIANCE AND TESTS

Properties	Standards	Test Results
Density	ASTM D1475	1.32 g/cm <sup>3</sup>
Solid Content	ASTM D2369	65.6%
pH Value	Digital pH meter	6-7
Wet Film Thickness	ASTM D4414	157 µm
Dry Film Thickness	ASTM D7091	102 µm
Water Resistance	ASTM D870	30 days, no abnormalities
Salt Immersion	ASTM G80	30 days, no abnormalities
Salt spray	ASTM B-117	300 hrs
Corrosion Under Insulation (CUI)	ASTM G189	Passed - No abnormalities

#### PRODUCT CHARACTERISTICS

Solution Colour	Brown
Coating Colour (after reaction)	Black Semi-Gloss
Temperature resistance (after curing)	-50 to +180 °C (-58 to 356 °F)
Shelf Life	12 months
Surface Coverage	8-10 m <sup>2</sup> /L (325-407 sq ft/gal)
Finish	Medium Sheen

#### DRYING SCHEDULE

	@ 40°F/5°C (50% RH)	@ 77°F/25°C (50% RH)	@ 120°F/49°C (50% RH)
6.0 mils wet (150 microns)			
To touch	4 hours	1 hour	15 mins
To recoat minimum	6 hours	2 hours	1 hour
To recoat maximum	1 day	1 day	1 day
To topcoat maximum	3 days	3 days	3 days
Pot Life (open container)	N/A	N/A	N/A
Sweat-in-Time	None required		

*Drying time is temperature, humidity, and film thickness dependent.*

#### APPLICATION CONDITION

Temperature: 40°F (5°C) minimum, 140°F (60°C) maximum (air, surface, and material)  
 At least 5°F (2.8°C) above dew point  
 Relative humidity: 85% maximum  
 Refer to product Application Bulletin for detailed application information.



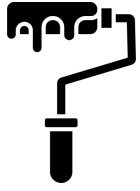

#### ORDERING INFORMATION

Packaging:	
Gallon	3.78 L
Pail	5 Gallons or 18.9 L
Drum	55 Gallons or 208 L

# Technical Data Sheet

## NanoTech AnarPrime™

### 3-in-1 Rust Converter, Primer & Sealer

DESCRIPTION TO USE	
<p><b>Preparation</b></p> 	<p>Remove loose rust flakes, dirt, and debris from the rusty surface. If there are any thick rust scales or heavy unstable rust present, use a wire brush or sandpaper to remove them (SSPC-SP3).</p> <p>Only conversion of firmly bonded rust will result in durable protection. Oil, grease, unstable old paint, mill scale, form oil, fingerprints and water-soluble surfaces and chlorides must be removed to allow AnarPrime™ react with rust. It is recommended to pressure wash before application.</p>
<p><b>Mixing</b></p> 	<p>Thorough mixing is required prior to application. Use paint mixing disc/dispersion impeller. Insert the disc to within 1–2 inches of the bottom of the container. Mix the coating for 5–10 minutes at a speed sufficient to create a gentle vortex, while avoiding air entrainment. Since the product thickens during storage, ensure that any settled material along the side walls and bottom of the container is fully reincorporated during mixing. Re-mix regularly prior to use to maintain consistency.</p>
<p><b>Application</b></p> 	<p>Apply AnarPrime™ directly to the rusted surface using a brush, roller or sprayer. Ensure even coverage, and avoid excessive application to prevent drips or runs. AnarPrime™ will start to react with the rust and turn into a black or dark-coloured coating. Allow the coating to touch dry completely. The complete hard drying of the coating typically takes about 8 hours, but it may vary depending on temperature and humidity. Two coats of AnarPrime™ are recommended.</p>
<p><b>Post-application</b></p> 	<p>Allow 24 hours for AnarPrime™ to fully cure before applying the middle coat and/or final coat. For long-lasting protection, seal the cured rust converter coating with an epoxy middle coat and one coat of a high-quality exterior top coat. No other primer is required.</p>

APPLICATIONS
<p>For use as a primer over corroded steel or iron-based metal structures:</p> <ul style="list-style-type: none"> <li>• Structural steel (columns, beams, rebars)</li> <li>• Staircases and access platforms, ladders and safety cages</li> <li>• Metal roofs and canopies</li> <li>• Handrails, guardrails, fencing and gates</li> <li>• Industrial equipment frames and housings</li> <li>• HVAC covers and rooftop mechanical units</li> <li>• Municipal infrastructure (bridges and overpasses, light poles, signage structures, railings)</li> <li>• Utility poles and transmission structures</li> <li>• Marine infrastructure</li> <li>• Agricultural equipment and metal structures</li> <li>• Oil &amp; Gas equipment and assets (storage tanks, pipelines and pipe racks, flanges, valves, fasteners, bolts, etc.)</li> <li>• Trailers and utility frames</li> <li>• Vehicle parts and chassis</li> <li>• Military infrastructure and defense assets</li> </ul>

APPLICATION EQUIPMENT
<p><b>Airless Spray</b></p> <ul style="list-style-type: none"> <li>• Pressure.....minimum 3000 psi</li> <li>• Hose.....minimum 1/4" ID</li> <li>• Tip.....minimum 035"</li> <li>• Filter.....no mesh</li> </ul>
<p><b>Conventional Spray</b></p> <ul style="list-style-type: none"> <li>• Gun.....Binks 95 or similar</li> <li>• Tip.....66 or bigger</li> <li>• Cap.....63 PB</li> <li>• Atomization Pressure....50 psi</li> <li>• Fluid Pressure .....10 psi</li> </ul>
<p><b>Brush</b></p> <p>Brush.....Natural Bristle</p>
<p><b>Roller</b></p> <p>Cover..... minimum 1/2"</p>
<p><i>If specific application equipment is not listed above, equivalent equipment may be substituted.</i></p>

CLEAN UP INSTRUCTION
<p>Use water only. Clean equipment within 15 minutes of coating completion.</p>

# Technical Data Sheet

## NanoTech AnarPrime™

3-in-1 Rust Converter, Primer & Sealer

### RECOMMENDED TOP-COATS

AnarPrime™ is compatible with most of the top-coats including but not limited to acrylic, polyurethane, epoxy and alkyd paints. Depending on the application condition, and the compliance requirements around the project it may differ but here are some of our recommended top coats:

- SW Acrolon 218 HS
- SW Pro Industrial DTM Acrylic
- SW Epo-Plex Multi-Mil Epoxy
- SW Hi-Solids Polyurethane
- SW Macropoxy 646
- SW Macropoxy HS
- SW Sher-Cryl HPA
- SW Sher-Loxane 800
- SW Tile-Clad HS
- Cloverdale MultiMaster
- ClovaMastic Epoxy

### SAFETY PRECAUTIONS

Please refer to the SDS sheet before use. Published technical data and instructions are subject to change without notice. Contact NanoTech Innovation representative for additional technical data and instructions.

### WARRANTY

NanoTech Innovation Inc. warrants that its products are free from manufacturing defects at the time of delivery.

Any additional product or service warranties may be discussed and agreed upon in writing on a project-by-project basis.

### DISCLAIMER

The information and recommendations set forth in this Product Data Sheet are based upon tests conducted by or on behalf of The Nanotech Innovation Inc. Such information and recommendations set forth herein are subject to change and pertain to the product offered at the time of publication. Consult your Nanotech Innovation Inc. representative, agent or distributor to obtain the most recent Product Data Information and Application Bulletin.

### CONTACTS

(778) 584-9977

info@nanotechinnovation.ca

www.nanotechinnovation.ca

11782 River Rd #126, Richmond, BC, V6X 1Z7

#### Technical Consultation Service

Our Technical Staff is ready to assist you with any questions. You are invited to take advantage of our extensive experience, and trained field service representatives. Hours of operation are Monday through Friday 9:00 am until 5:00 pm PST.



NATURAL  
PRODUCTS  
CANADA

**Game changer**

